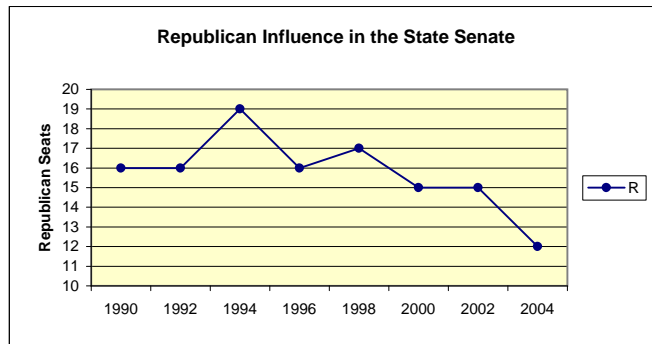
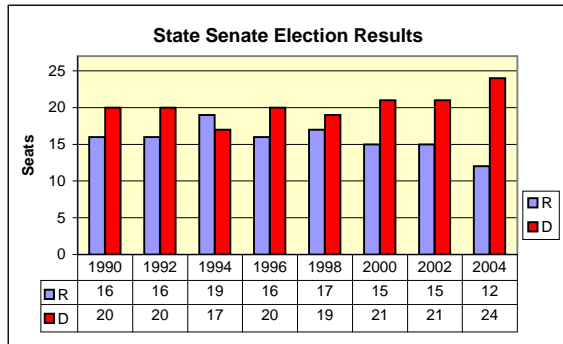


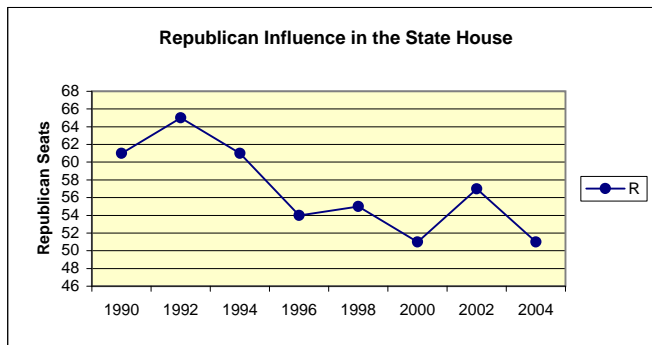
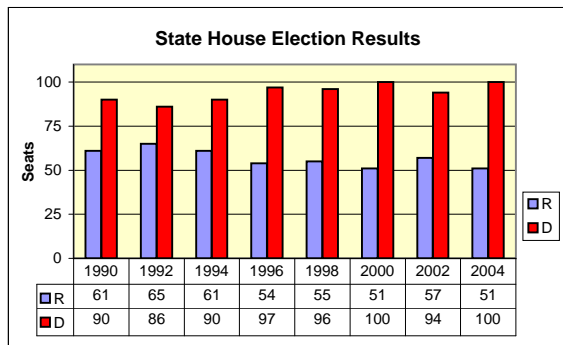
No Candidate Left Behind

Report Card on the Connecticut GOP



* See Grading Key at bottom of page

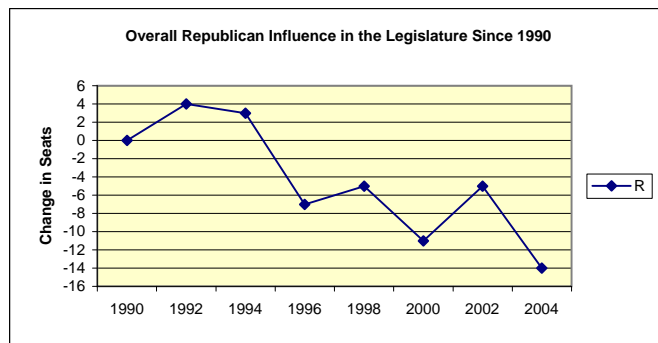
State Senate Summary 2004	
Republicans Hold 12 of 36 Seats	F
Change in (R) seats since last election	-3 Seats
Ten year trend in (R) seats	-7 Seats



* See Grading Key at bottom of page

State House Summary 2004	
Republicans Hold 51 of 151 Seats	D-
Change in (R) seats since last election	-6 Seats
Ten year trend in (R) seats	-10 Seats

* Republicans have lost 14 seat in the legislature since 1992



Legislative Summary	
Legislative GPA 2004 elections	D-
Change in (R) seats since last election	-9 Seats
Ten year trend in (R) seats	-17 Seats

* Republicans have lost 18 seat in the legislature since 1992

Grading Key

The Scale is based on number of Republican seats in the House or Senate: A = 2/3 or greater majority and an F = 1/3 or less minority.

Seats in the State Senate: 12 or less = F, 13 = D-, 14 = D, 15 = D+, 16 = C-, 17-19 = C, 20 = C+, 21 = B-, 22 = B, 23 = B+ and 24 or more = A.

Seats in the State House: 50 or less = F, 51-55 = D-, 56-62 = D, 63-67 = D+, 68-72 = C-, 73-78 = C, 79-83 = C+, 84-88 = B-, 89-95 = B, 96-100 = B+ and 101 or more = A.

Note: Tabulated from returns filed at the office of the Secretary of the State. Data does not reflect special elections.



Compiled Courtesy of RadiofreeWestHartford.com

Paid for by the Nutmeg Syndicate (PAC), Donald J. Dodd Treasurer.